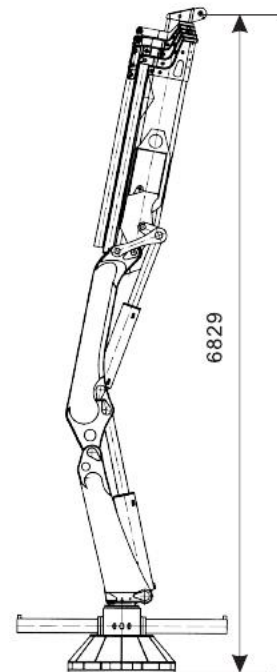
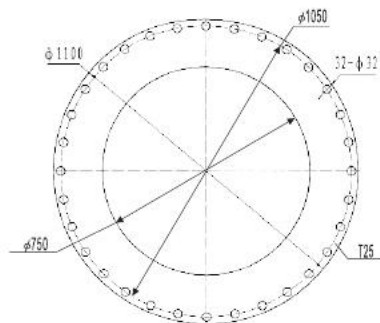
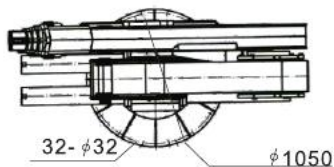


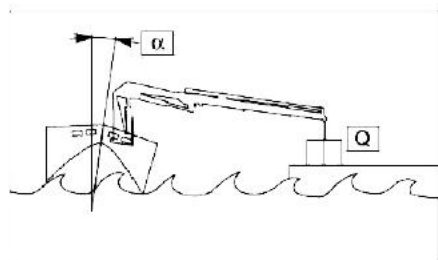
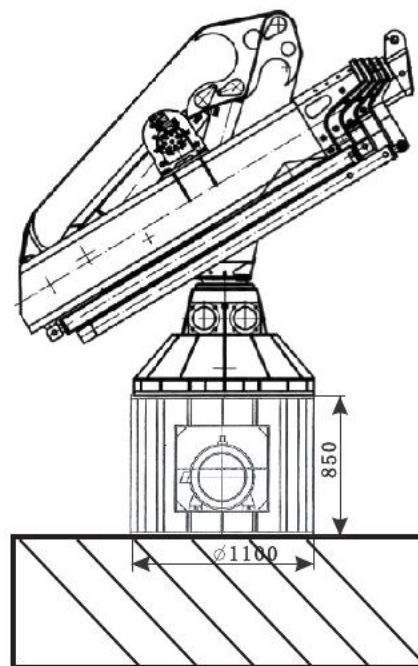
230M	m	1.89	2.5	4.29	6.11	7.98	9.89	11.81
	kg	11000	8800	5000	3600	2600	2100	1650

BS 230M	
Lifting Capacity(KN.m)	220
Standard Reach(m)	11.81
Rotation	385°
Working Pressure(MPa)	28
Pump Capacity(cc/r)	Below 60
Oil Tank Capacity (L)	120
Crane Weight (kg)	3150±50



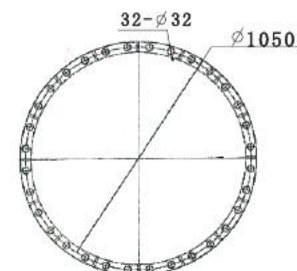


Mounting Plate

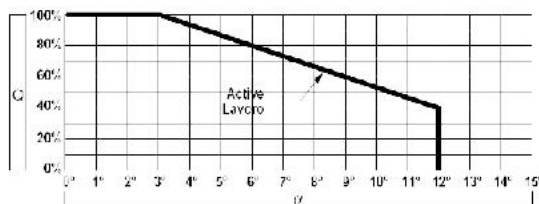


Power Station Parameter

Oil tank capacity	300L
Power (KW)	18.5kw
Pump capacity (cc/r)	Below 60cc



Power Station



Options:

1. Power Station
2. Rod plating: Hard Cr or WC or Ceramic(Cr203)
3. Fitting & Coupling: Stainless Steel or Zn plated
4. Winch